
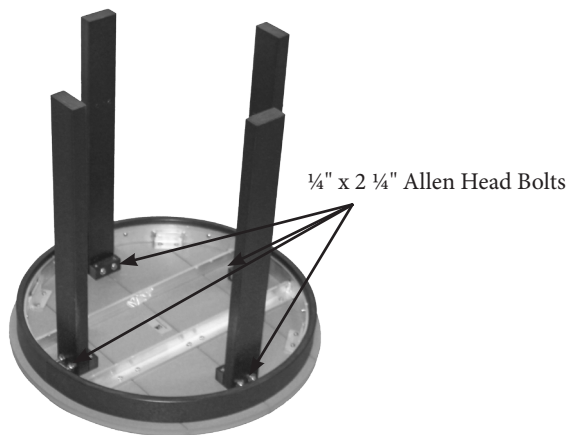


Assembly Directions for Round End Tables

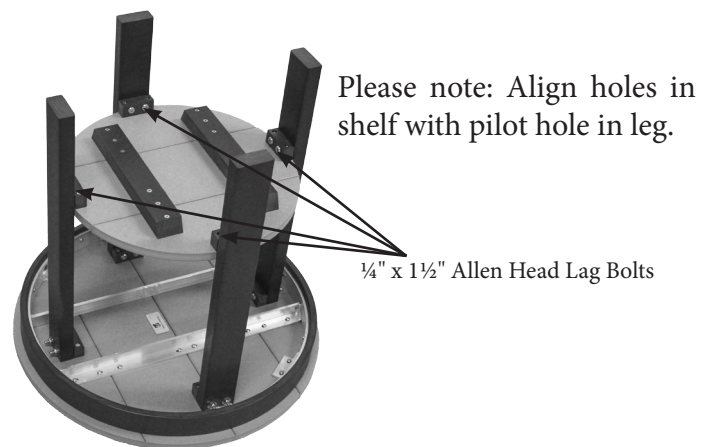
#PRET-2122 · #PRET2922, #PRET3222



STEP #1 - First fasten the four Legs to the Top using 8- $\frac{1}{4}$ " x $2\frac{1}{4}$ " Allen Head Bolts.



STEP #2 - Second fasten the Shelf to the Legs using 8- $\frac{1}{4}$ " x $1\frac{1}{2}$ " Lag Bolts.



PACKAGE CONTENTS

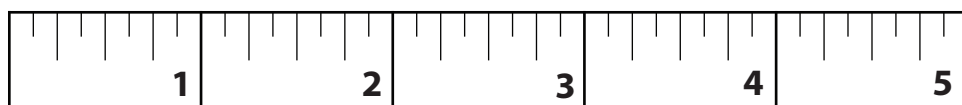
- 1 Top
- 1 Shelf
- 4 Legs
- 1 Hardware Package

HARDWARE PACKAGE

- 8 $\frac{1}{4}$ " x $1\frac{1}{2}$ " Lag Bolts
- 8 $\frac{1}{4}$ " x $2\frac{1}{4}$ " Allen Head Bolts
- 8 $\frac{1}{4}$ " Flange Nuts
- 1 Allen Wrench

TOOLS NEEDED:

- Cordless Drill
- $\frac{7}{16}$ " Wrench
- Allen Wrench (Included)



Use to measure bolts